

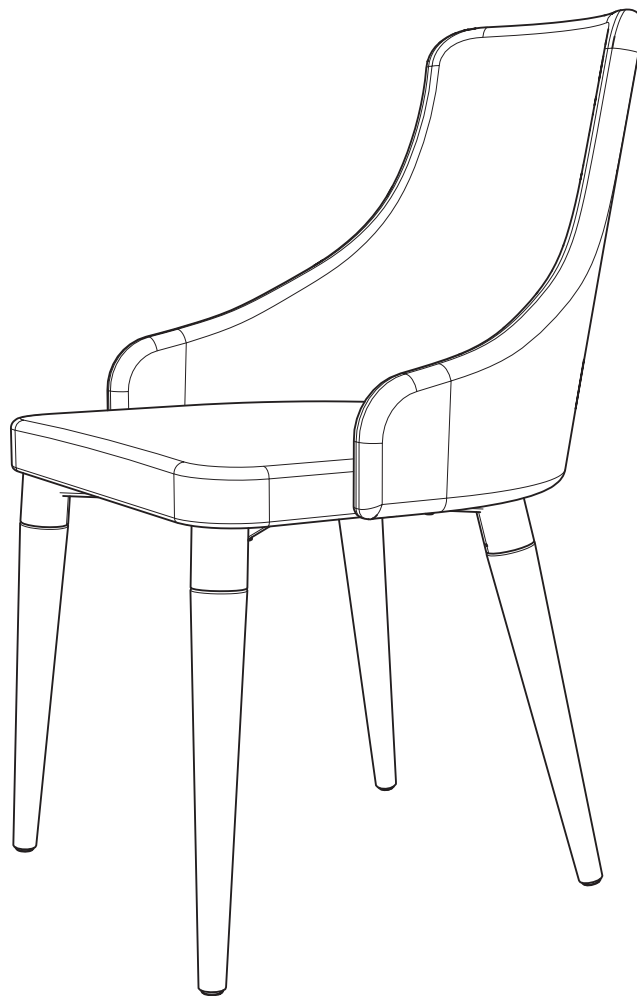
MANUAL DE MONTAGEM

ASSEMBLY INSTRUCTIONS

INSTRUCCIONES DE MONTAJE

NOTICE DE MONTAGE

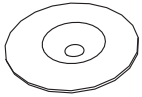
MONTAGEANLEITUNG



COD BR: 1013300

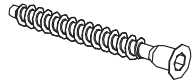
COD US: 1013300

COD. 9351-4x



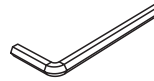
A

COD. 9348-4x



B

COD. 9267-1x



C

COD. 9266-4x



D

DESCRIÇÃO
DESCRIPTION
DESCRIPCIÓN
DESCRIPTION
ESCHREIBUNG

CÓD:1013300

| PEÇA PART PIEZA PIECE STÜCK | QUANTIDADE QUANTITY CANTIDAD QUANTITE MENGE | DESCRIÇÃO | DESCRIPTION | DESCRIPCIÓN | DESCRIPTION | BESCHREIBUNG | CAIXA BOX CAJA BOÎTE BOX |
|-----------------------------------------|---------------------------------------------------------|-------------------|-----------------|--------------------|-------------------|--------------------|--------------------------------------|
| 34 | 01 | ASSENTO / ENCOSTO | SEAT / BACKREST | ASIENTO / RESPALDO | ASSENTO / DOSSIER | SITZ / RÜCKENLEHNE | 01 |
| 35 | 01 | BASE DE AÇO | STEEL BASE | BASE DE ACERO | BASE EN ACIER | STAHLBASIS | 01 |
| 14 | 04 | PÉ MADEIRA PALITO | ANGLED WOOD LEG | PATAS INCLINADAS | PIED EN BOIS | BEIN | 01 |

